

**REPSN**<sup>®</sup>

SuZhou . China



# High Voltage LED FLEXIBLE STRIP

SMD2835/5050



RoHS



## FEATURES

- » 110V/220V can be directly used with a power cord without extra adapter or power source.
- » Every 20CM is a unit, and every 20CM can be cut.
- » Good waterproof and can be used both indoor & outdoor.
- » Solid state for high vibration resistance and good flexibility for any shape.
- » Packing is 50m/100m one roll.
- » Easy installation and save cost on power supply.

## APPLICATION

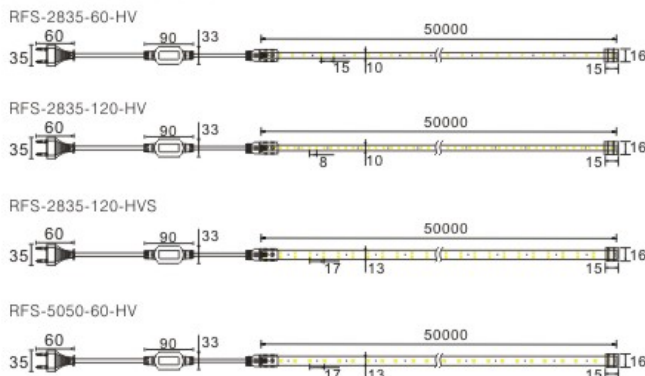
- » High brightness, large view angle, stable performance, can be used for indoor and outdoor decoration and edge lighting.

## SPECIFICATIONS

Item No	RFS-2835-60- HV	RFS-2835-120- HV	RFS-2835-120- HVS	RFS-5050-60-HV
LEDs/m	60pcs/m	120pcs/m	120pcs/m ( double row of lights )	60pcs/m
Voltage	AC220V/AC110V	AC220V/AC110V	AC220V/AC110V	AC220V/AC110V
Wattage/m	≤8W/m	≤8W/m	≤8W/m	≤10W/m
Lumen output/m	950-1209lm	950-1209lm	950-1209lm	1200-1500lm
View angle	120°	120°	120°	120°
IP rate	IP65	IP65	IP65	IP65
Operating Temperature	-25~ +60°C	-25~ +60°C	-25~ +60°C	-25~ +60°C
N.W. (g)	150g/M	180g/M	220g/M	180g/M
package	50m/roll , 100m/roll			

## DIMENSION

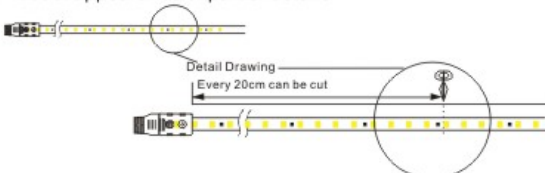
### PRODUCT TOP VIEW




### PRODUCT ELEVATION VIEW




### Product appearance of partial details



## COLOR AVAILABLE




## LIGHT DISTRIBUTION CHARACTERISTICS






## WIRING DIAGRAM




**STEP 1**  
Cut where there are scissors marks,  
Every 20cm can be cut




**STEP 2**  
Connect the conductive pins of the  
connector down to the lower cover  
of the connector



**STEP 3**  
Insert the high-voltage light strip (with  
the plug end) into the connector and  
connect with the conductive pins



**STEP 4**  
Install the connector upper cover on the  
connector lower cover



**STEP 5**  
Bolt on the joint cover



**STEP 6**  
Tail plug filled with waterproof  
silicone



**STEP 7**  
Fully insert the tail plug into the end  
of the high pressure light strip (the  
end without the plug), check the  
glue



**STEP 8**  
Wait for the silicone to dry, connect it to power on,  
and turn it on

## PACKING METHOD



1PC in an antistatic bag



1PC in a carton



SUZHOU REPSN PHOTOELECTRIC TECHNOLOGY CO.,LTD.

Add: NO.999 Xingdong Rd Wangshan industrial park Wuzhong district.Suzhou city.China  
Tel: +86-0512-66536260  
Http: //www.repsn.com Mail: led@repsn.com